

September Homework- Week 2

Page 3-5: Cover Pages for Homework (English)- Choose from due date of Monday, Friday, or your choice.

- This page gives parents and students an overview of what they will be working on throughout the week. They will check a box as they complete each activity. When they are finished, both the parent and child will write their name on this cover page.

Pages 6-8: Math Homework (English)

Pages 9-11: Literacy Homework (English)

Page 12-14: Cover Pages for Homework (Spanish Directions)- Choose from due date of Monday, Friday, or your choice.

Pages 15-17: Math Homework (Spanish Directions)

Pages 18-20: Literacy Homework (Spanish Directions)

Preparing Homework Packet:

- Choose and print your Cover Pages (English and Spanish) and then print the homework pages.
 - Place the cover sheet on the top of the homework pages. This makes 1 homework packet.
 - Print as many English and Spanish packets as needed.
- Copy these pages to make a homework packet for each student in your class.
- Place the cover sheet on the top of each homework packet.
- Place the homework packet in your students homework folder or envelope.
****Make sure to download my FREE homework labels and how I put together these homework packets at my TPT store!*

Check out August-May monthly kindergarten homework at my TPT store:
<http://www.teacherspayteachers.com/Store/A-Spoonful-Of-Learning>

You can also grab an entire year of kindergarten homework bundled!

Check out my blog at: www.aspoonfuloflearning.blogspot.com



September Homework- Week 2

Math Common Core Standards:

- **K.CC.A.1** - Count to 100 by ones and by tens.
- **K.CC.A.3** - Write numbers from 0 to 20. Represent a number of objects with a written numeral 0-20 (with 0 representing a count of no objects).
- **K.CC.B.4.A** - When counting objects, say the number names in the standard order, pairing each object with one and only one number name and each number name with one and only one object.
- **K.CC.B.4.B** - Understand that the last number name said tells the number of objects counted. The number of objects is the same regardless of their arrangement or the order in which they were counted.
- **K.CC.B.5** - Count to answer "how many?" questions about as many as 20 things arranged in a line, a rectangular array, or a circle, or as many as 10 things in a scattered configuration; given a number from 1-20, count out that many objects.

Literacy Common Core Standards:

- **RF.K.1.A** - Follow words from left to right, top to bottom, and page by page.
- **RF.K.1.D** - Recognize and name all upper- and lowercase letters of the alphabet.
- **RF.K.3.A** - Demonstrate basic knowledge of one-to-one letter-sound correspondences by producing the primary sound or many of the most frequent sounds for each consonant.
- **RF.K.3.C** - Read common high-frequency words by sight (e.g., *the, of, to, you, she, my, is, are, do, does*).

Dear Family,

We are having so much fun learning! We can't wait to practice all of our new skills with you! Check the box after completing each activity.

Math Homework:

- Counting Ten Frames: Students will count the dots in the ten frames and write the number.
- Color the Stars: Students will color the correct number of stars.
- Finding Numbers: Students will find the matching numbers.

Reading & Writing Homework:

- Beginning Sound Sort: Students will sort different pictures by their beginning sound. (This is a cut and glue activity)
- Happy Sight Words: Students will color the sight words using a color code.
- Beginning Sound Apples: Students will determine which apple has the correct beginning sound to go with the picture in the tree.

All of these activities are included with detailed directions on how to do each activity. Please return the completed homework on **Friday**. Thank you again!

Student Signature: _____

Parent or Guardian Signature: _____

Dear Family,

We are having so much fun learning! We can't wait to practice all of our new skills with you! Check the box after completing each activity.

Math Homework:

- Counting Ten Frames: Students will count the dots in the ten frames and write the number.
- Color the Stars: Students will color the correct number of stars.
- Finding Numbers: Students will find the matching numbers.

Reading & Writing Homework:

- Beginning Sound Sort: Students will sort different pictures by their beginning sound. (This is a cut and glue activity)
- Happy Sight Words: Students will color the sight words using a color code.
- Beginning Sound Apples: Students will determine which apple has the correct beginning sound to go with the picture in the tree.

All of these activities are included with detailed directions on how to do each activity. Please return the completed homework on Monday. Thank you again!

Student Signature: _____

Parent or Guardian Signature: _____

Dear Family,

We are having so much fun learning! We can't wait to practice all of our new skills with you! Check the box after completing each activity.

Math Homework:

- Counting Ten Frames: Students will count the dots in the ten frames and write the number.
- Color the Stars: Students will color the correct number of stars.
- Finding Numbers: Students will find the matching numbers.

Reading & Writing Homework:

- Beginning Sound Sort: Students will sort different pictures by their beginning sound. (This is a cut and glue activity)
- Happy Sight Words: Students will color the sight words using a color code.
- Beginning Sound Apples: Students will determine which apple has the correct beginning sound to go with the picture in the tree.

All of these activities are included with detailed directions on how to do each activity. Please

return the completed homework on _____ . Thank you again!


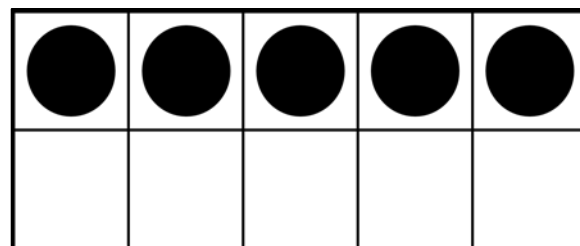
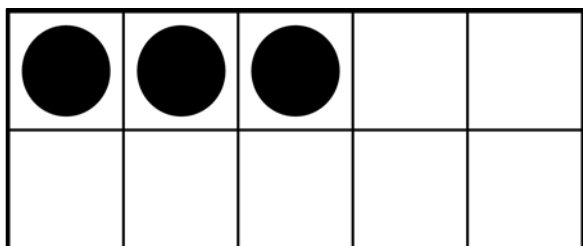

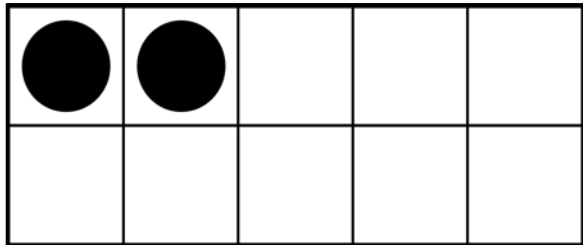
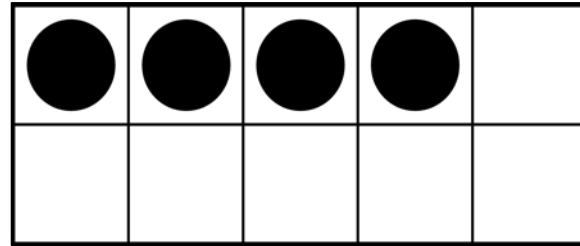
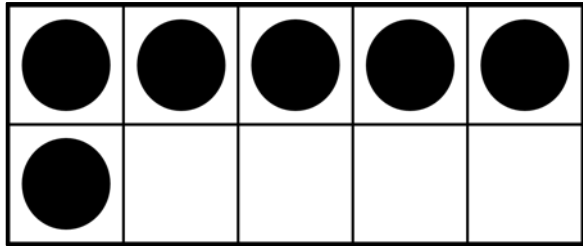

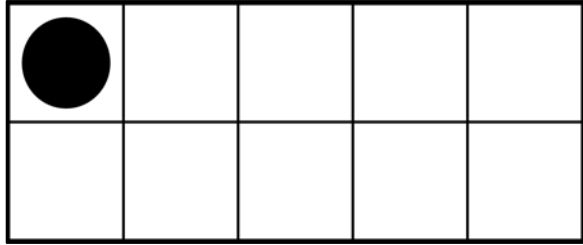
Student Signature: _____

Parent or Guardian Signature: _____

COUNTING TEN FRAMES

Name: _____







Count the dots in the ten frames and write the number in the apple.



Color The Stars

Name: _____









Count and color the correct amount of stars to match the number that is given.

<p>4</p> 	<p>2</p> 	<p>6</p> 
<p>3</p> 	<p>5</p> 	<p>1</p> 

Finding Numbers

Name: _____

Look at the large number in each row.
Color all of the numbers that match.



Beginning Sound Sort

Name: _____

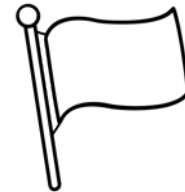


Cut out the pictures and glue them under the letter that is the beginning sound of the picture name.















f

s

p

© A Spoonful of Learning





Color Code:

- like= red
- can= yellow
- me= blue
- see= green

**Happy
Sight Words!**



















Use the color code to color the sight words by the correct color.

Name: _____

Beginning Sound Apples

Name: _____

Say the picture name. Color the apple that has the beginning sound of the picture.

Estimada familia,

Estamos teniendo mucho aprendizaje divertido! No podemos esperar a practicar todas nuestras nuevas habilidades con usted! Marque la casilla después de completar cada actividad.

Tarea de matemáticas:

- Contar Marcos de Diez:** Los estudiantes contar los puntos en los diez marcos y escribir el número.
- Colorea las Estrellas:** Estudiantes colorearán el número correcto de estrellas.
- Encontrar números:** Los estudiantes encontrarán los números que coinciden.

Lectura y Escritura de Tarea:

- Ordenar Sonido Inicial:** Estudiantes ordenarán imágenes diferentes por su sonido inicial. (Esta es una actividad de corte y pegamento)
- Feliz Palabras de Uso Frecuente:** Estudiantes colorearán las palabras de uso frecuente con un código de color.
- Manzanas de Sonido Inicial:** Los estudiantes determinarán qué manzana tiene el sonido inicial correcto para ir con la imagen en el árbol.

Todas estas actividades se incluyen con instrucciones detalladas sobre cómo realizar cada actividad. Por favor devuelva la tarea terminada el **viernes**. Gracias de nuevo!

Firma del Estudiante: _____

Firma del Padre o Tutor: _____

Estimada familia,

Estamos teniendo mucho aprendizaje divertido! No podemos esperar a practicar todas nuestras nuevas habilidades con usted! Marque la casilla después de completar cada actividad.

Tarea de matemáticas:

- Contar Marcos de Diez:** Los estudiantes contar los puntos en los diez marcos y escribir el número.
- Colorea las Estrellas:** Estudiantes colorearán el número correcto de estrellas.
- Encontrar números:** Los estudiantes encontrarán los números que coinciden.

Lectura y Escritura de Tarea:

- Ordenar Sonido Inicial:** Estudiantes ordenarán imágenes diferentes por su sonido inicial. (Esta es una actividad de corte y pegamento)
- Feliz Palabras de Uso Frecuente:** Estudiantes colorearán las palabras de uso frecuente con un código de color.
- Manzanas de Sonido Inicial:** Los estudiantes determinarán qué manzana tiene el sonido inicial correcto para ir con la imagen en el árbol.

Todas estas actividades se incluyen con instrucciones detalladas sobre cómo realizar cada actividad. Por favor devuelva la tarea terminada el **lunes**. Gracias de nuevo!

Firma del Estudiante: _____

Firma del Padre o Tutor: _____

Estimada familia,

Estamos teniendo mucho aprendizaje divertido! No podemos esperar a practicar todas nuestras nuevas habilidades con usted! Marque la casilla después de completar cada actividad.

Tarea de matemáticas:

- Contar Marcos de Diez:** Los estudiantes contar los puntos en los diez marcos y escribir el número.
- Colorea las Estrellas:** Estudiantes colorearán el número correcto de estrellas.
- Encontrar números:** Los estudiantes encontrarán los números que coinciden.

Lectura y Escritura de Tarea:

- Ordenar Sonido Inicial:** Estudiantes ordenarán imágenes diferentes por su sonido inicial. (Esta es una actividad de corte y pegamento)
- Feliz Palabras de Uso Frecuente:** Estudiantes colorearán las palabras de uso frecuente con un código de color.
- Manzanas de Sonido Inicial:** Los estudiantes determinarán qué manzana tiene el sonido inicial correcto para ir con la imagen en el árbol.

Todas estas actividades se incluyen con instrucciones detalladas sobre cómo realizar cada actividad. Por favor devuelva la tarea terminada _____ . Gracias de nuevo!









Firma del Estudiante: _____

Firma del Padre o Tutor: _____

CONTAR MARCOS DE DIEZ

Nombre: _____







Cuente los puntos en los marcos de diez y escribir el número en la manzana.

<table border="1"><tbody><tr><td>●</td><td></td><td></td><td></td><td></td></tr><tr><td></td><td></td><td></td><td></td><td></td></tr></tbody></table>	●											<table border="1"><tbody><tr><td>●</td><td>●</td><td>●</td><td>●</td><td>●</td></tr><tr><td>●</td><td>●</td><td></td><td></td><td></td></tr></tbody></table>	●	●	●	●	●	●	●				
●																							
●	●	●	●	●																			
●	●																						
<table border="1"><tbody><tr><td>●</td><td>●</td><td>●</td><td>●</td><td>●</td></tr><tr><td>●</td><td></td><td></td><td></td><td></td></tr></tbody></table>	●	●	●	●	●	●						<table border="1"><tbody><tr><td>●</td><td>●</td><td>●</td><td>●</td><td></td></tr><tr><td></td><td></td><td></td><td></td><td></td></tr></tbody></table>	●	●	●	●							
●	●	●	●	●																			
●																							
●	●	●	●																				
<table border="1"><tbody><tr><td>●</td><td>●</td><td></td><td></td><td></td></tr><tr><td></td><td></td><td></td><td></td><td></td></tr></tbody></table>	●	●										<table border="1"><tbody><tr><td>●</td><td>●</td><td>●</td><td>●</td><td>●</td></tr><tr><td>●</td><td>●</td><td>●</td><td></td><td></td></tr></tbody></table>	●	●	●	●	●	●	●	●			
●	●																						
●	●	●	●	●																			
●	●	●																					
<table border="1"><tbody><tr><td>●</td><td>●</td><td>●</td><td></td><td></td></tr><tr><td></td><td></td><td></td><td></td><td></td></tr></tbody></table>	●	●	●									<table border="1"><tbody><tr><td>●</td><td>●</td><td>●</td><td>●</td><td>●</td></tr><tr><td></td><td></td><td></td><td></td><td></td></tr></tbody></table>	●	●	●	●	●						
●	●	●																					
●	●	●	●	●																			

Colorea las estrellas

Nombre: _____




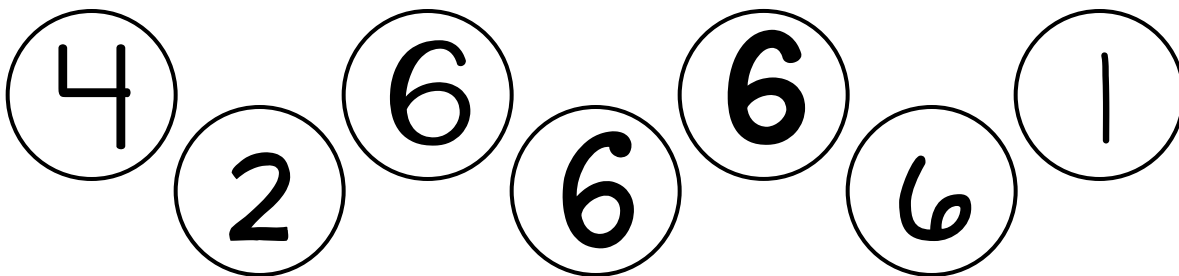




Contar y colorear la cantidad correcta de estrellas para que coincida con el número que se le da.

<p>4</p> 	<p>2</p> 	<p>6</p> 
<p>3</p> 	<p>5</p> 	<p>1</p> 

Encontrar números

Mira el gran número en cada fila.
Colorea todos los números que coinciden.




Nombre: _____




Ordenar Sonido Inicial

















Nombre: _____

Recorta las imágenes y pégalas debajo de la letra que es el sonido inicial del nombre de la imagen.



© A Spoonful of Learning





Código de color:

- like= rojo
- can= amarillo
- me= azul
- see= verde

**Felices Palabras de
Uso Frecuente!**







Utilice el código de color para
colorear las palabras de uso frecuente
por el color correcto.

Nombre: _____

Manzanas de Sonido Inicial

Nombre: _____

Diga el nombre de la imagen. Colorea la manzana que tiene el sonido inicial de la imagen.

 <p>t s</p>	 <p>f b</p>	 <p>r i</p>
 <p>m h</p>	 <p>r t</p>	 <p>a c</p>