

# September Homework- Week 1

Page 3-5: Cover Pages for Homework (English)- Choose from due date of Monday, Friday, or your choice.

- This page gives parents and students an overview of what they will be working on throughout the week. They will check a box as they complete each activity. When they are finished, both the parent and child will write their name on this cover page.

Pages 6-8: Math Homework (English)

Pages 9-11: Literacy Homework (English)

Page 12-14: Cover Pages for Homework (Spanish Directions)- Choose from due date of Monday, Friday, or your choice.

Pages 15-17: Math Homework (Spanish Directions)

Pages 18-20: Literacy Homework (Spanish Directions)

## Preparing Homework Packet:

- Choose and print your Cover Pages (English and Spanish) and then print the homework pages.
  - Place the cover sheet on the top of the homework pages. This makes 1 homework packet.
  - Print as many English and Spanish packets as needed.
- Copy these pages to make a homework packet for each student in your class.
- Place the cover sheet on the top of each homework packet.
- Place the homework packet in your students homework folder or envelope.  
*\*\*\*Make sure to download my FREE homework labels and how I put together these homework packets at my TPT store!*

**Check out August-May monthly kindergarten homework at my TPT store:**  
<http://www.teacherspayteachers.com/Store/A-Spoonful-Of-Learning>

**You can also grab an entire year of kindergarten homework bundled!**

Check out my blog at: [www.aspoonfuloflearning.blogspot.com](http://www.aspoonfuloflearning.blogspot.com)



# September Homework- Week 1

## Math Common Core Standards:

- **K.CC.A.1** - Count to 100 by ones and by tens.
- **K.CC.A.3** - Write numbers from 0 to 20. Represent a number of objects with a written numeral 0-20 (with 0 representing a count of no objects).
- **K.CC.B.4.A** - When counting objects, say the number names in the standard order, pairing each object with one and only one number name and each number name with one and only one object.
- **K.CC.B.4.B** - Understand that the last number name said tells the number of objects counted. The number of objects is the same regardless of their arrangement or the order in which they were counted.
- **K.CC.B.5** - Count to answer "how many?" questions about as many as 20 things arranged in a line, a rectangular array, or a circle, or as many as 10 things in a scattered configuration; given a number from 1-20, count out that many objects.
- **K.G.A.2** - Correctly name shapes regardless of their orientations or overall size.

## Literacy Common Core Standards:

- **RF.K.1.A** - Follow words from left to right, top to bottom, and page by page.
- **RF.K.1.D** - Recognize and name all upper- and lowercase letters of the alphabet.
- **RF.K.3.A** - Demonstrate basic knowledge of one-to-one letter-sound correspondences by producing the primary sound or many of the most frequent sounds for each consonant.
- **RF.K.3.C** - Read common high-frequency words by sight (e.g., *the, of, to, you, she, my, is, are, do, does*).

Dear Family,

We are learning so much at school! We are so excited to continue learning at home with you! Check the box after completing each activity.

### **Math Homework:**

- Shape Hunt: Students will color different shapes using a color code.
- How Many Are There?: Students will count pictures and match the number to show how many pictures there are. (This is a cut and glue activity)
- Filling in Ten Frames: Students will fill in ten frames to show a number.

### **Reading & Writing Homework:**

- A House of Beginning Sounds: Students will color the pictures that have the same beginning sound as the letter given.
- Letter and Beginning Sound Match: Students will find the matching letter and the correct picture to go with the letter. (This is a cut and glue activity)
- Scrambled Sight Words: Students will find the correct spelling of different sight words.

All of these activities are included with detailed directions on how to do each activity. Please return the completed homework on Friday. Thank you again!

Student Signature: \_\_\_\_\_

Parent or Guardian Signature: \_\_\_\_\_

Dear Family,

We are learning so much at school! We are so excited to continue learning at home with you! Check the box after completing each activity.

### **Math Homework:**

- Shape Hunt: Students will color different shapes using a color code.
- How Many Are There?: Students will count pictures and match the number to show how many pictures there are. (This is a cut and glue activity)
- Filling in Ten Frames: Students will fill in ten frames to show a number.

### **Reading & Writing Homework:**

- A House of Beginning Sounds: Students will color the pictures that have the same beginning sound as the letter given.
- Letter and Beginning Sound Match: Students will find the matching letter and the correct picture to go with the letter. (This is a cut and glue activity)
- Scrambled Sight Words: Students will find the correct spelling of different sight words.

All of these activities are included with detailed directions on how to do each activity. Please return the completed homework on Monday. Thank you again!

Student Signature: \_\_\_\_\_

Parent or Guardian Signature: \_\_\_\_\_

Dear Family,

We are learning so much at school! We are so excited to continue learning at home with you! Check the box after completing each activity.

### **Math Homework:**

- Shape Hunt: Students will color different shapes using a color code.
- How Many Are There?: Students will count pictures and match the number to show how many pictures there are. (This is a cut and glue activity)
- Filling in Ten Frames: Students will fill in ten frames to show a number.

### **Reading & Writing Homework:**

- A House of Beginning Sounds: Students will color the pictures that have the same beginning sound as the letter given.
- Letter and Beginning Sound Match: Students will find the matching letter and the correct picture to go with the letter. (This is a cut and glue activity)
- Scrambled Sight Words: Students will find the correct spelling of different sight words.

All of these activities are included with detailed directions on how to do each activity. Please return the completed homework on \_\_\_\_\_ . Thank you again!

Student Signature: \_\_\_\_\_

Parent or Guardian Signature: \_\_\_\_\_

# Shape Hunt

Name: \_\_\_\_\_

Use the color code to color the shapes by the correct color.








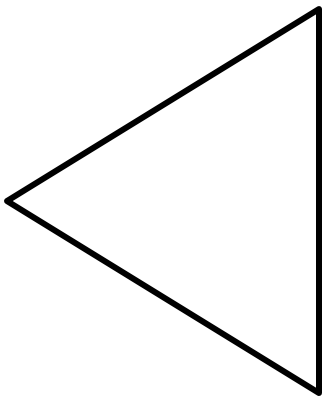

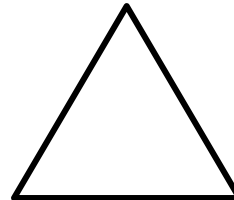






## Color Code:

△ = blue

□ = red

○ = green







▭ = yellow



# How Many Are There?

Name: \_\_\_\_\_

Count the pictures. Cut and glue the number in the box to show how many pictures there are.



2

3

4

5

6

7

# Filling in Ten Frames

Name: \_\_\_\_\_

Fill in the ten frames to show the number on the book bag.




























# A House of Beginning Sounds

Color the pictures in the house that have the beginning sound as the letter on the roof of the house.

Name: \_\_\_\_\_


## Gg




## Rr




## Ll



## Mm



## Hh




# Letter and Beginning

## Sound Match

Color the lowercase letter that matches the uppercase letter. Cut and glue the picture that has the beginning sound of the letter.

Name: \_\_\_\_\_

S




z

s

v

F




f

l

a

N




k

u

n

D




d

o

b

W




m

w

n

B




b

d

e

J




a

g

j

C



o

e

c




# Scrambled Sight Words

Color the sight words that have the correct spelling as the sight word in the star.

Name: \_\_\_\_\_




we ew we  
we we wa



mu am um  
am ma om



the the fhe  
hte eht the



is si is  
is us is



og ga go  
go go og



can can nac  
acn can can

Estimada familia,

Estamos aprendiendo mucho en la escuela! Estamos muy contentos de continuar el aprendizaje en casa con usted! Marque la casilla después de completar cada actividad.

### **Tarea de matemáticas:**

- Búsqueda de figuras: Estudiantes colorearán diferentes formas utilizando un código de color.
- ¿Cuántos Hay?: Los estudiantes contarán imágenes y coincidir con el número que indique cuántas fotos hay. (Esta es una actividad de corte y pegamento)
- Rellenar Marcos de Diez: Los estudiantes completarán marcos de diez para mostrar un número.

### **Lectura y Escritura de Tarea:**

- La Casa de los sonidos iniciales: Los estudiantes colorearán las imágenes que tienen el mismo sonido inicial como la letra determinada.
- Coincidencia de letra y sonido inicial: Los estudiantes encontrarán la letra y el dibujo correcto para ir con la letra. (Esta es una actividad de corte y pegamento)
- Palabras de uso frecuente revueltos: Los estudiantes encontrarán la ortografía correcta de las diferentes palabras de uso frecuente.

Todas estas actividades se incluyen con instrucciones detalladas sobre cómo realizar cada actividad. Por favor devuelva la tarea terminada el **viernes**. Gracias de nuevo!

Firma del Estudiante: \_\_\_\_\_

Firma del Padre o Tutor: \_\_\_\_\_

Estimada familia,

Estamos aprendiendo mucho en la escuela! Estamos muy contentos de continuar el aprendizaje en casa con usted! Marque la casilla después de completar cada actividad.

### **Tarea de matemáticas:**

- Búsqueda de figuras:** Estudiantes colorearán diferentes formas utilizando un código de color.
- ¿Cuántos Hay?:** Los estudiantes contarán imágenes y coincidir con el número que indique cuántas fotos hay. (Esta es una actividad de corte y pegamento)
- Rellenar Marcos de Diez:** Los estudiantes completarán marcos de diez para mostrar un número.

### **Lectura y Escritura de Tarea:**

- La Casa de los sonidos iniciales:** Los estudiantes colorearán las imágenes que tienen el mismo sonido inicial como la letra determinada.
- Coincidencia de letra y sonido inicial:** Los estudiantes encontrarán la letra y el dibujo correcto para ir con la letra. (Esta es una actividad de corte y pegamento)
- Palabras de uso frecuente revueltas:** Los estudiantes encontrarán la ortografía correcta de las diferentes palabras de uso frecuente.

Todas estas actividades se incluyen con instrucciones detalladas sobre cómo realizar cada actividad. Por favor devuelva la tarea terminada el **lunes**. Gracias de nuevo!

Firma del Estudiante: \_\_\_\_\_

Firma del Padre o Tutor: \_\_\_\_\_

Estimada familia,

Estamos aprendiendo mucho en la escuela! Estamos muy contentos de continuar el aprendizaje en casa con usted! Marque la casilla después de completar cada actividad.

### **Tarea de matemáticas:**

- Búsqueda de figuras: Estudiantes colorearán diferentes formas utilizando un código de color.
- ¿Cuántos Hay?: Los estudiantes contarán imágenes y coincidir con el número que indique cuántas fotos hay. (Esta es una actividad de corte y pegamento)
- Rellenar Marcos de Diez: Los estudiantes completarán marcos de diez para mostrar un número.

### **Lectura y Escritura de Tarea:**

- La Casa de los sonidos iniciales: Los estudiantes colorearán las imágenes que tienen el mismo sonido inicial como la letra determinada.
- Coincidencia de letra y sonido inicial: Los estudiantes encontrarán la letra y el dibujo correcto para ir con la letra. (Esta es una actividad de corte y pegamento)
- Palabras de uso frecuente revueltas: Los estudiantes encontrarán la ortografía correcta de las diferentes palabras de uso frecuente.

Todas estas actividades se incluyen con instrucciones detalladas sobre cómo realizar cada

actividad. Por favor devuelva la tarea terminada \_\_\_\_\_ . Gracias de nuevo!

Firma del Estudiante: \_\_\_\_\_

Firma del Padre o Tutor: \_\_\_\_\_

# Busqueda de figuras

Utilice el código de color para colorear las formas por el color correcto.

Nombre: \_\_\_\_\_








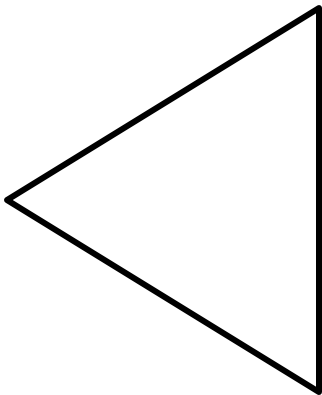

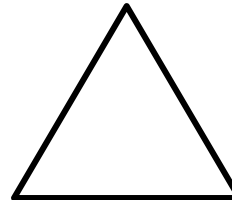


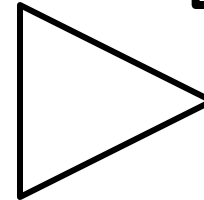



## código de colores:

△ = azul

□ = rojo

○ = verde







▭ = amarillo



# ¿Cuántos hay?

Cuenta las imágenes. Cortar y pegar el número en la casilla para mostrar el número de fotografías que hay.

Nombre: \_\_\_\_\_

- 2
- 3
- 4
- 5
- 6
- 7



# Rellenar Marcos de Diez

Nombre: \_\_\_\_\_

Rellena los diez marcos para mostrar el número en la mochila.


























# Una Casa de sonidos iniciales


Colorea los dibujos de la casa que tienen el sonido de inicio como la letra en el techo de la casa.

Nombre: \_\_\_\_\_


## Gg




## Rr




## Ll



## Mm



## Hh




# Coincidencia de

## Letra y Sonido Inicial

Colorea la letra minúscula que coincide con la letra mayúscula.  
Cortar y pegar la imagen que tiene el sonido inicial de la carta.

Nombre: \_\_\_\_\_

**S**




z

s

v

**F**




f

l

a

**N**




k

u

n

**D**




d

o

b

**W**




m

w

n

**B**




b

d

e

**J**




a

g

j

**C**



o

e

c




Palabra de uso frecuente  
revueltos

Nombre: \_\_\_\_\_

Colorea las palabras de uso frecuente que tienen la forma correcta como la palabra de vista de la estrella.



we ew we  
we we wa



mu am um  
am ma om



the the fhe  
hte eht the



is si is  
is us is



og ga go  
go go og



can can nac  
acn can can